



## CEYBANK UNIT TRUST FUND

Interim Report  
30th September 2025

“The SEC in granting approval does not extend to either endorsing or ratifying the accuracy of the specific details set out therein, and that the Management Company and Trustee remains at all times responsible for the specific details set out in the Interim Report.”

# Ceybank Unit Trust Fund

## Manager's half yearly report for the period ended 30<sup>th</sup> September 2025

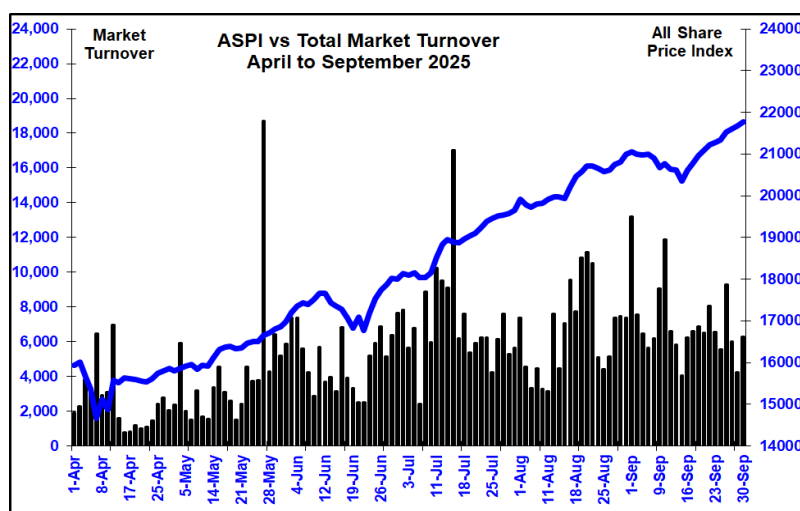
We have great pleasure in presenting the half yearly report of Ceybank Unit Trust Fund for the six months ended 30<sup>th</sup> September 2025.

In the midst of sustainable development in the Sri Lankan economy, the Colombo Bourse witnessed a positive trend in share trading during the six-month period ending 30<sup>th</sup> September 2025. The Net Asset Value (NAV) per unit of your Fund appreciated by 32.07% during the period under review. During the same period, both the ASPI and S&P SL20 indices grew by 37.71% and 29.40% respectively. The Net Asset Value per unit stood at Rs 48.06 as at 30<sup>th</sup> September 2025.

### Capital Market Performance

Despite the dull sentiment observed in April, June, and mid-September 2025, the equity market reflected an overall bullish investor outlook during the period. The negative momentum at times was influenced by foreign investors realizing equity gains, the shift of local funds towards vehicle imports, and heightened uncertainty stemming from tensions in the Middle East.

However, market sentiment recovered strongly thereafter, supported by the redirection of fixed-income security proceeds into equities, driven by reductions in policy interest rates and attractive equity valuations backed by robust earnings reported by listed companies during the period.



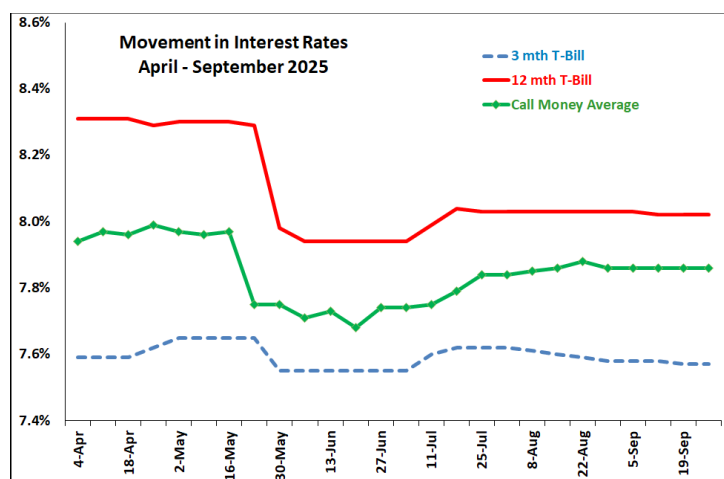
Source: Colombo Stock Exchange

Foreign investors emerged as net sellers during the six months ending September 2025, recording a net foreign outflow of approximately Rs. 16 billion. The ASPI closed at 21,778.60, gaining 5,964 points, while the S&P SL20 Index reached 6,126.53, up by 1,392 points during the same period ended 30<sup>th</sup> September 2025.

The Sri Lankan economy expanded by 4.8%YoY in 1H2025, compared to 4.6% YoY in 1H2024 (base year = 2015), supported by strengthening of macroeconomic fundamentals. Sector-wise, all three major sectors - industry, services and agriculture - recorded YoY growth of 7.9%, 3.3% and 0.6% respectively, during 1H2025.

The country's foreign reserve position stood at USD 6.24 billion by the end of September 2025, reflecting a marginal decline of 4% from USD 6.52 billion at the end of March 2025. The exchange rate (Rs/US\$), which was Rs 296.32 on 1st April 2025, depreciated slightly by 2.12% and was quoted at Rs 302.61 as of 30<sup>th</sup> September 2025.

Year-on-year inflation, as measured by the CCPI, showed a steady easing of deflationary pressures during the period, registering 1.5%YoY at the end of September 2025, compared to a deflation of 2.6%YoY in March 2025 (Base: 2021).

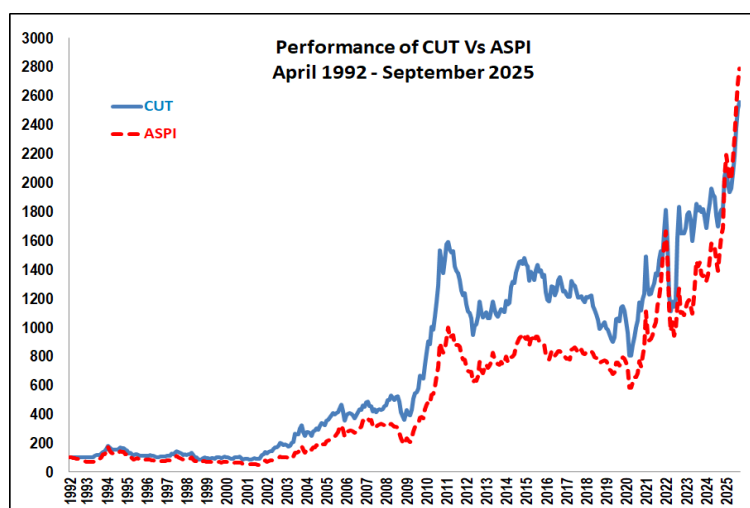


Source: Central Bank of Sri Lanka

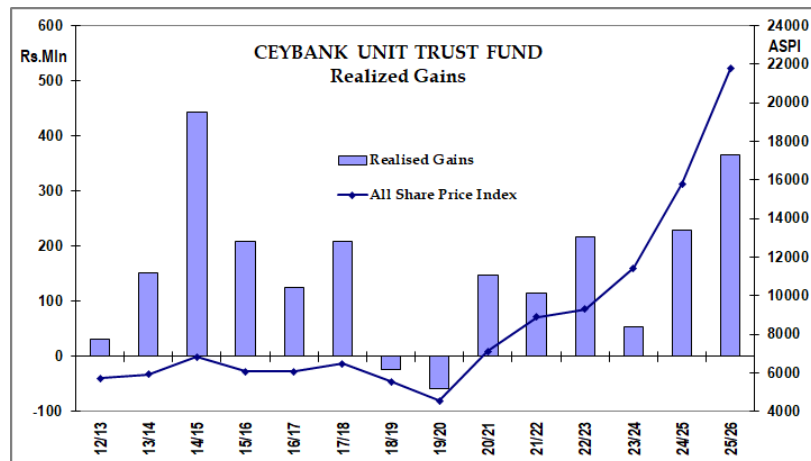
Following the 25-basis point reduction in the policy rate in May 2025, market interest rates adjusted downward accordingly. The Overnight Policy Rate (OPR) was revised to 7.75%, while the one-year Treasury bill rate declined to 8.02% by the end of September 2025, down from 8.25% at the end of March 2025. Overnight call money traded within a band of 7.40% to 8.00% p.a.

## Fund Performance

The NAV per unit of your Fund increased by 32.07%, surpassing the S&P SL20 Index, which gained 29.40% during the half-year period under review. This outstanding performance was largely driven by the Fund's equity portfolio, underpinned by continued bullish sentiment in the stock market. The total net assets stood at Rs 6,380 million as at 30<sup>th</sup> September 2025. The chart below depicts the performance of the Fund on the medium to long term.

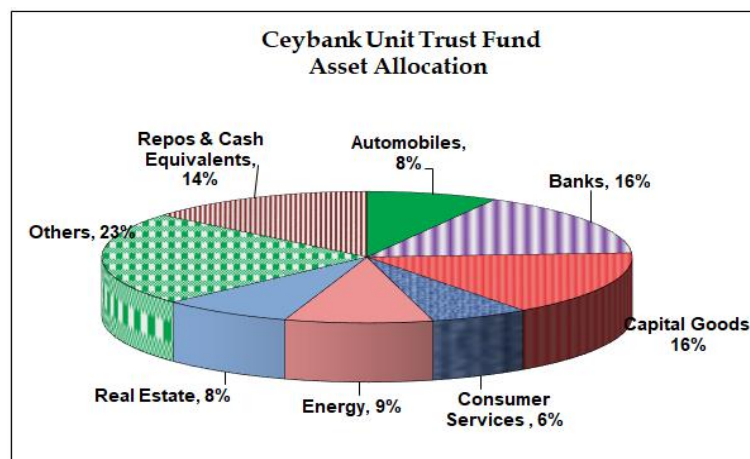


The Fund generated dividend income of Rs 136.62 million, up from Rs 109.74 million in the corresponding period. Expenses increased from Rs 71.93 million to Rs 85.39 million, while interest income declined by 34% to Rs 24.65 million. Notably, the Fund recorded capital gains of Rs 365.11 million from equity trading during the period, compared to Rs 100.37 million in the previous corresponding period.



The market value of the equity portfolio recorded at Rs 5,530 million as of 30<sup>th</sup> September 2025, up from Rs 5,166 million in March 2025, reflecting the Fund's strong positioning in the stock market.

As of 30<sup>th</sup> September 2025, the Fund maintains a relatively high level of equity exposure, reflecting the strong performance of the equity market. We intend to continue with a high equity allocation in the medium term, supported by attractive equity valuation, sustainable economic developments, policy consistency, and political stability in the country. Any adjustments to the Fund's asset allocation will be made in line with our market outlook and expectations.



Your Fund investments are diversified across fundamentally strong companies with a medium to long term outlook, in Banks, Capital Goods, Automobiles, Real Estate, Energy and Consumer Services, as depicted in the chart. We expect these stocks to perform well in the medium term adding further value to your investment.

## **Future Outlook**

With the return to positive GDP growth in 2024 and 1H2025, following the crisis-driven contractions experienced in 2022 and 2023, the IMF expects Sri Lanka's real GDP to continue its recovery in 2025. This outlook is supported by ongoing fiscal consolidation and the implementation of key reforms aimed at restoring macroeconomic stability, ensuring debt sustainability, safeguarding financial stability, and rebuilding external buffers despite existing economic vulnerabilities. The Central Bank of Sri Lanka (CBSL) projects real GDP growth of at least 4.5%YoY for 2025.

Amid continued political stability, policy consistency, and the strengthening of macroeconomic fundamentals, it remains essential for policymakers to stay vigilant and proactive. Enhancing the investment climate and improving the efficiency of state-owned enterprises (SOEs) will be critical to meeting reform targets within the timelines set under the IMF program. Successfully achieving these milestones will help entrench the structural reforms necessary to build a sustainable, resilient, and robust economy.

Moreover, progress on these fronts will help mitigate risks arising from macroeconomic vulnerabilities particularly fiscal slippage and pressures on external reserves while also supporting improvements in sovereign credit ratings. This, in turn, is expected to attract greater foreign direct investment (FDI), especially into the equity market, which currently offers attractive trading multiples. Additionally, the prevailing low yields in fixed-income securities may encourage local investors to shift toward equities, further strengthening investor confidence amid the ongoing macroeconomic reform environment.

However, external risks remain significant. Policy uncertainty in the United States concerning international trade, along with the potential escalation of geopolitical tensions in the Middle East, could adversely impact key sectors such as FDI inflows, tourism earnings, and workers' remittances. Heightened volatility in global crude oil and commodity prices may further strain the balance of payments and exert pressure on the exchange rate, potentially resulting in imbalances across key macroeconomic indicators. These disruptions could also affect supply chains, elevate inflationary pressures, and create upward pressure on domestic interest rates.

The Managers will continue to closely monitor the evolving economic environment and make timely adjustments to the Fund's asset allocation, proactively responding to market volatility as necessary to achieve the Fund's investment objectives.

## **Management**

We would like to thank our valued unit holders for the confidence placed in us. We are confident of providing a consistent return to the unit holders who remain in the Fund in the medium to long term. We also place on record our appreciation for the support and co-operation received from the Securities and Exchange Commission of Sri Lanka, Colombo Stock Exchange, the Trustee National Savings Bank and Custodian Bank of Ceylon.

Our sincere appreciation is also due to the stakeholders, the Chairman and Board of Directors and for their guidance. Our achievements would not have been possible without the skills and commitment of the Management Team. We thank them for their contribution and dedication throughout the year and look forward to their support in the future.

Kanchana Karannagoda  
Senior Fund Manager  
November 2025

**CEYBANK UNIT TRUST**  
**STATEMENT OF COMPREHENSIVE INCOME**  
**FOR THE 06 MONTHS PERIOD ENDED 30 SEPTEMBER 2025**  
**(All amounts in Sri Lanka Rupees Thousands )**

	Notes	Period from 1 April to 30 September 2025	Period from 1 April to 30 September 2024
<b>Income</b>			
Dividend		136,625	109,748
Interest income from financial assets	1	24,650	37,254
Net realized gain on financial assets held at fair value through profit or loss		365,111	100,376
Net change in unrealized gain on financial assets held at fair value through profit or loss		1,216,657	(406,872)
<b>Total investment gain</b>		<b>1,743,043</b>	<b>(159,494)</b>
<b>Expenses</b>			
Management fee		(49,353)	(44,893)
Trustee fee & Custodian fee		(10,020)	(9,115)
Other expenses	2	(26,023)	(17,927)
		<b>(85,396)</b>	<b>(71,935)</b>
<b>Profit / (Loss) after deductions and before tax</b>		<b>1,657,647</b>	<b>(231,429)</b>
Income tax expense		-	-
<b>Increase / (Decrease) in net assets attributable to unitholders</b>		<b>1,657,647</b>	<b>(231,429)</b>

**CEYBANK UNIT TRUST**  
**STATEMENT OF FINANCIAL POSITION**  
**AS AT 30TH SEPTEMBER 2025**  
**(All amounts in Sri Lanka Rupees Thousands )**

	Notes	30 September	
		<u>2025</u>	<u>2024</u>
<b>Assets</b>			
Cash and cash equivalents		1,893	1,146
Dividend receivables		766	
Financial assets held at fair value through profit or loss	3	5,535,393	4,851,706
Financial assets measured at amortised cost	4	879,622	395,662
<b>Total assets</b>		<b>6,417,674</b>	<b>5,248,513</b>
<b>Unit Holders' funds and Liabilities</b>			
<b>Liabilities</b>			
Payables	5	36,664	31,589
Amount payable on unit redemption		62	-
<b>Total liabilities (excluding net assets attributable to unitholders)</b>		<b>36,726</b>	<b>31,589</b>
<b>Net assets attributable to unitholders</b>		<b>6,380,948</b>	<b>5,216,924</b>
<b>Total Unit Holders' Funds and Liabilities</b>		<b>6,417,674</b>	<b>5,248,513</b>



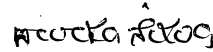
Director

Ceybank Asset Management Ltd  
Fund Management Company



Director

Ceybank Asset Management Ltd  
Fund Management Company



Trustee

National Savings Bank



**CEYBANK UNIT TRUST**  
**STATEMENT OF CHANGES IN UNITHOLDERS' FUNDS**  
**AS AT 30 SEPTEMBER 2025**

(All amounts in Sri Lanka Rupees Thousands )

	<b>30 September</b>	
	<b><u>2025</u></b>	<b><u>2024</u></b>
<b>Unit holders' funds at beginning of year</b>	5,658,190	5,513,139
Increase / (Decrease) in net assets attributable to unit holders	1,657,647	(231,429)
Received on unit creations	859	429
Paid on unit redemptions	(935,748)	(65,214)
<b>Unitholders' funds at end of year</b>	<b>6,380,948</b>	<b>5,216,925</b>

**CEYBANK UNIT TRUST**  
**STATEMENT OF CASH FLOW**  
**FOR THE 06 MONTHS PERIOD ENDED 30 SEPTEMBER 2025**  
**(All amounts in Sri Lanka Rupees Thousands )**

	Period from 1 April to 30 September 2025 Rs.	Period from 1 April to 30 September 2024 Rs.
<i>Net Profit Before Taxation</i>	1,657,647	(231,429)
<i>Cash flows from operating activities</i>		
Investment in equity shares	(364,352)	589,326
Payable on Unit Redemption	62	(8)
Net investments in repurchase agreements	(245,471)	(294,404)
Net investments in Treasury Bills	43,389.20	
Net investments in Commercial Papers	(166,122.15)	
Other Receivable	9,079	-
Other Payable	1,818	(549)
<i>Net cash inflows / (outflows) from operating activities</i>	<u>936,050</u>	<u>62,936</u>
<i>Cash flows from financing activities</i>		
Proceeds from issue of units	859	429
Payments on redemption of units	(935,748)	(65,214)
<i>Net cash (outflows) / inflows from financing activities</i>	<u>(934,889)</u>	<u>(64,785)</u>
<i>Net decrease in cash and cash equivalents</i>	<u>1,161</u>	<u>(1,849)</u>
Cash and cash equivalents at the beginning of the period as at 01st April 2024	732	2,996
Net decrease in cash and cash equivalents	1,161	(1,849)
<i>Cash and cash equivalents at the end of the 06 month Period</i>	<u>1,893</u>	<u>1,147</u>

**CEYBANK UNIT TRUST**  
**NOTES TO THE FINANCIAL STATEMENTS**  
**FOR THE 06 MONTHS PERIOD ENDED 30 SEPTEMBER 2025**  
**(All amounts in Sri Lanka Rupees Thousands )**

	<b>30 September</b>	
	<b>2025</b>	<b>2024</b>
<b><u>1.Interest Income from Financial Assets</u></b>		
Interest on Reverse Repo Agreements	13,962	6,916
Interest on T.Bills	1,780	28,826
Interest on Commercial Papers	8,908	1,512
	<b>24,650</b>	<b>37,254</b>
<b><u>2.Other Expenses</u></b>		
VAT Expense	10,961	9,971
Miscellaneous Expenses	336	705
Bank Charges	70	74
WHT on Interest Income	1,298	76
WHT on Dividend Income	11,836	5,716
Social Security Levy Fee	1,522	1,385
	<b>26,023</b>	<b>17,927</b>
<b><u>3.Financial Assets held at fair value through profit or loss</u></b>		
Treasury Bills	4,954	353,116
Investments at Quoted Market Value	5,530,439	4,498,590
	<b>5,535,393</b>	<b>4,851,706</b>

**As at 30 sep 2025**

<b><u>Company</u></b>	<b><u>Share Qty</u></b>	<b><u>Market Value</u></b>	<b><u>Holdings as a % of NAV</u></b>
<b><u>AUTOMOBILES &amp; COMPONENTS</u></b>			
KELANI TYRES PLC	5,123,886	483,695	7.58%
<b><u>BANKS</u></b>			
NATIONS TRUST BANK PLC	39,891	12,376	0.19%
SEYLAN BANK PLC - NON VOTING	492,166	34,993	0.55%
PAN ASIA BANKING CORPORATION PLC	64,394	4,115	0.06%
COMMERCIAL BANK OF CEYLON PLC	1,454,023	280,263	4.39%
SAMPATH BANK PLC	1,361,013	197,687	3.10%
HATTON NATIONAL BANK PLC	617,092	242,671	3.80%
HATTON NATIONAL BANK PLC - NON VOTING	520,101	154,470	2.42%
UNION BANK OF COLOMBO PLC	25,226	394	0.01%
SANASA DEVELOPMENT BANK PLC	1,573,477	74,268	1.16%
CARGILLS BANK PLC	2,000,000	19,000	0.30%
<b><u>CAPITAL GOODS</u></b>			
ACL CABLES PLC	142,036	29,472	0.46%
ROYAL CERAMICS LANKA PLC	1,655,182	74,483	1.17%
HAYLEYS PLC	738,109	137,288	2.15%
JOHN KEELLS HOLDINGS PLC	8,711,990	193,406	3.03%
CENTRAL INDUSTRIES PLC	98,075	20,596	0.32%

LANKA WALLTILES PLC	423,445	22,443	0.35%
HEMAS HOLDINGS PLC	5,290,775	174,066	2.73%
VALLIBEL ONE PLC	3,601,441	355,822	5.58%
SOFTLOGIC HOLDINGS PLC	48,751	332	0.01%
ACCESS ENGINEERING PLC	857,090	52,197	0.82%
<b><u>COMMERCIAL &amp; PROFESSIONAL SERVICES</u></b>			
EXTERMINATORS PLC	333,769	2,670	0.04%
<b><u>CONSUMER DURABLES &amp; APPAREL</u></b>			
TEEJAY LANKA PLC	187,362	7,794	0.12%
<b><u>CONSUMER SERVICES</u></b>			
AITKEN SPENCE HOTEL HOLDINGS PLC	195,848	23,600	0.37%
ASIAN HOTELS & PROPERTIES PLC	5,344,657	358,092	5.61%
<b><u>DIVERSIFIED FINANCIALS</u></b>			
MERCHANT BANK OF SRI LANKA & FINANCE PLC	11,798,960	102,651	1.61%
PEOPLES LEASING & FINANCE PLC	1,872,058	49,235	0.77%
CAPITAL ALLIANCE HOLDINGS LIMITED	1,478,718	26,321	0.41%
<b><u>ENERGY</u></b>			
LANKA IOC PLC	4,158,839	543,768	8.52%
LAUGFS GAS PLC	106,400	5,895	0.09%
LAUGFS GAS PLC- NON VOTING	12,175	426	0.01%
<b><u>FOOD BEVERAGE &amp; TOBACCO</u></b>			
CEYLON COLD STORES PLC	1,013,406	124,396	1.95%
KELANI VALLEY PLANTATIONS PLC	1,039,508	104,211	1.63%
KAHAWATTE PLANTATIONS PLC	221,147	5,529	0.09%
DISTILLERIES COMPANY OF SRI LANKA PLC	1,713,771	94,257	1.48%
<b><u>HEALTH CARE EQUIPMENT &amp; SERVICES</u></b>			
THE LANKA HOSPITALS CORPORATION PLC	3,014,475	293,610	4.60%
<b><u>INSURANCE</u></b>			
LOLC GENERAL INSURANCE PLC	1,782,800	15,510	0.24%
<b><u>MATERIALS</u></b>			
TOKYO CEMENT COMPANY (LANKA) PLC - NON VOTING	156,640	11,748	0.18%
CIC HOLDINGS PLC	754,959	127,588	2.00%
TOKYO CEMENT COMPANY (LANKA) PLC	71,615	6,381	0.10%
ALUMEX PLC	2,838,969	60,470	0.95%
JAT HOLDINGS PLC	1,000,000	46,400	0.73%
EX-PACK CORRUGATED CARTONS PLC	5,529,896	83,501	1.31%
<b><u>REAL ESTATE</u></b>			
C T LAND DEVELOPMENT PLC	1,667	60	0.00%
EQUITY TWO PLC	287,108	24,806	0.39%
COLOMBO LAND & DEVELOPMENT COMPANY PLC	11,918,446	499,383	7.83%
<b><u>RETAILING</u></b>			
KAPRUKA HOLDINGS PLC	958,400	7,667	0.12%
<b><u>SOFTWARE &amp; SERVICES</u></b>			
HSENID BUSINESS SOLUTIONS PLC	3,008,960	36,108	0.57%

**CEYBANK UNIT TRUST**  
**NOTES TO THE FINANCIAL STATEMENTS**  
**FOR THE 06 MONTHS PERIOD ENDED 30 SEPTEMBER 2025**  
**(All amounts in Sri Lanka Rupees Thousands )**

<u>Company</u>	<u>Share Qty</u>	<u>Market Value</u>	<u>Holdings as a % of</u>
<b><u>TELECOMMUNICATION SERVICES</u></b>			
SRI LANKA TELECOM PLC	4,001,276	261,683	4.10%
DIALOG AXIATA PLC	723,769	19,542	0.31%
<b><u>TRANSPOTATION</u></b>			
CHRISSWORLD PLC	775,000	11,083	0.17%
<b><u>UTILITIES</u></b>			
LVL ENERGY FUND PLC	59,983	684	0.01%
LAUGFS POWER PLC	122,600	1,949	0.03%
LAUGFS POWER PLC-NON VOTING	12,175	141	0.00%
WINDFORCE PLC	313,288	9,242	0.14%
	<b>101,646,807</b>	<b>5,530,439</b>	

**As at 30 Sep 2024**

<u>Company</u>	<u>Share Qty</u>	<u>Market Value</u>	<u>Holdings as a % of</u> <u>NAV</u>
<b><u>AUTOMOBILES &amp; COMPONENTS</u></b>			
KELANI TYRES PLC	6,123,886	450,106	8.63%
<b><u>BANKS</u></b>			
NATIONS TRUST BANK PLC	39,328	4,877	0.09%
SEYLAN BANK PLC - NON VOTING	492,166	18,948	0.36%
PAN ASIA BANKING CORPORATION PLC	64,394	1,442	0.03%
COMMERCIAL BANK OF CEYLON PLC	1,443,956	146,201	2.80%
SAMPATH BANK PLC	410,958	31,931	0.61%
HATTON NATIONAL BANK PLC	10,000	2,048	0.04%
UNION BANK OF COLOMBO PLC	25,226	240	0.00%
SANASA DEVELOPMENT BANK PLC	1,573,477	47,991	0.92%
CARGILLS BANK PLC	2,000,000	15,000	0.29%
<b><u>CAPITAL GOODS</u></b>			
ACL CABLES PLC	112,036	9,411	0.18%
ROYAL CERAMICS LANKA PLC	1,261,751	41,890	0.80%
HAYLEYS PLC	538,109	53,703	1.03%
JOHN KEELLS HOLDINGS PLC	755,636	135,448	2.60%
CENTRAL INDUSTRIES PLC	98,075	11,426	0.22%
LANKA WALLTILES PLC	423,445	21,511	0.41%
HEMAS HOLDINGS PLC	633,046	49,441	0.95%
VALLIBEL ONE PLC	5,471,735	283,983	5.44%
SOFTLOGIC HOLDINGS PLC	48,751	380	0.01%
ACCESS ENGINEERING PLC	702,090	16,499	0.32%
JOHN KEELLS HOLDINGS PLC - RIGHTS	75,563	1,224	0.02%
<b><u>COMMERCIAL &amp; PROFESSIONAL SERVICES</u></b>			
EXTERMINATORS PLC	333,769	2,336	0.04%

**CONSUMER DURABLES & APPAREL**

TEEJAY LANKA PLC	187,362	7,588	0.15%
HELA APPAREL HOLDINGS PLC	2,945,200	18,260	0.35%

**CONSUMER SERVICES**

AITKEN SPENCE HOTEL HOLDINGS PLC	195,848	12,534	0.24%
TRANS ASIA HOTELS PLC	5,305,879	212,235	4.07%
THE KINGSBURY PLC	10,779,473	113,184	2.17%
HAYLEYS LEISURE PLC	36,680	789	0.02%
ASIAN HOTELS & PROPERTIES PLC	8,778,984	501,280	9.61%

**DIVERSIFIED FINANCIALS**

MERCHANT BANK OF SRI LANKA & FINANCE PLC	11,798,960	62,534	1.20%
PEOPLES LEASING & FINANCE PLC	4,086	48	0.00%

**ENERGY**

LANKA IOC PLC	4,842,333	556,868	10.67%
LAUGFS GAS PLC	122,600	4,132	0.08%
LAUGFS GAS PLC- NON VOTING	12,175	235	0.00%

**FOOD BEVERAGE & TOBACCO**

KELANI VALLEY PLANTATIONS PLC	1,039,508	76,404	1.46%
KAHAWATTE PLANTATIONS PLC	2,508,636	42,145	0.81%
DISTILLERIES COMPANY OF SRI LANKA PLC	1,290,939	35,243	0.68%
MAHARAJA FOODS PLC	1,500,000	7,950	0.15%

**HEALTH CARE EQUIPMENT & SERVICES**

THE LANKA HOSPITALS CORPORATION PLC	3,014,475	241,459	4.63%
-------------------------------------	-----------	---------	-------

**INSURANCE**

LOLC GENERAL INSURANCE PLC	1,782,800	11,053	0.21%
----------------------------	-----------	--------	-------

**MATERIALS**

TOKYO CEMENT COMPANY (LANKA) PLC - NON VOTING	156,640	6,783	0.13%
CIC HOLDINGS PLC	576,195	43,215	0.83%
TOKYO CEMENT COMPANY (LANKA) PLC	71,615	3,509	0.07%
ALUMEX PLC	669,413	7,966	0.15%
JAT HOLDINGS PLC	1,000,000	18,000	0.35%
EX-PACK CORRUGATED CARTONS PLC	5,529,896	80,183	1.54%

**REAL ESTATE**

C T LAND DEVELOPMENT PLC	1,667	41	0.00%
EQUITY TWO PLC	2,198,192	83,531	1.60%
COLOMBO LAND & DEVELOPMENT COMPANY PLC	18,895,734	357,129	6.85%
PRIME LANDS RESIDENCIES PLC	1,000,000	8,600	0.16%

**RETAILING**

KAPRUKA HOLDINGS PLC	958,400	6,709	0.13%
----------------------	---------	-------	-------

**SOFTWARE & SERVICES**

HSENI BUSINESS SOLUTIONS PLC	3,279,893	36,079	0.69%
------------------------------	-----------	--------	-------

**TELECOMMUNICATION SERVICES**

SRI LANKA TELECOM PLC	8,678,842	571,936	10.96%
DIALOG AXIATA PLC	723,769	6,731	0.13%

**TRANSPOTATION**

CHRISSWORLD PLC	775,000	8,060	0.15%
-----------------	---------	-------	-------

**UTILITIES**

LVL ENERGY FUND PLC	1,339,983	6,834	0.13%
LAUGFS POWER PLC	122,600	1,214	0.02%
LAUGFS POWER PLC-NON VOTING	12,175	93	0.00%
WINDFORCE PLC	100,000	2,000	0.04%

<b>124,873,349</b>	<b>4,498,590</b>
--------------------	------------------

**CEYBANK UNIT TRUST**  
**NOTES TO THE FINANCIAL STATEMENTS**  
**FOR THE 06 MONTHS PERIOD ENDED 30 SEPTEMBER 2025**  
**(All amounts in Sri Lanka Rupees Thousands )**

	<b>30 September</b>	
	<b><u>2025</u></b>	<b><u>2024</u></b>
<b><u>4.Financial Assets measured at Amortised Cost</u></b>		
Reverse Repo Agreements	505,771	244,225
Commercial Papers	373,851	151,437
	<b><u>879,622</u></b>	<b><u>395,662</u></b>
<b><u>5.Payables</u></b>		
Unclaimed Redemptions	8	8
Payables to Management Company	-	303
Management Fees	30,470	26,000
Trustee Fees	4,616	3,939
Custodian Fees	1,570	1,339
	<b><u>36,664</u></b>	<b><u>31,589</u></b>



## Managers of the Ceybank Unit Trust Fund's

No. 85, York Street, Colombo 01, Sri Lanka.

Phone : +94 11 760 2000-2, Fax : +94 11 232 7203, E-Mail : [info@ceybank.com](mailto:info@ceybank.com), Web : [www.ceybank.com](http://www.ceybank.com)